



PESCADOS Y MARISCOS

ENVASE CH1

► **DIMENSIONES EXT**

400 x 300 x 100 mm

► **DIMENSIONES INT**

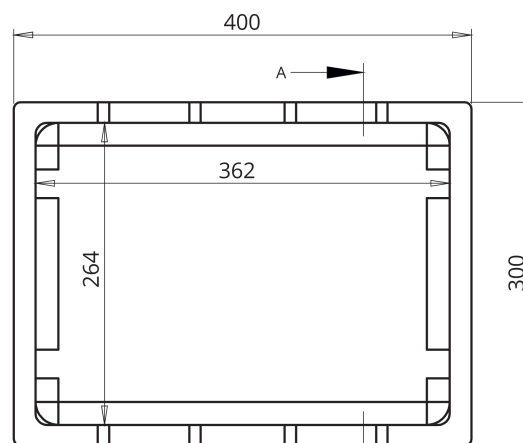
362 x 264 x 80 mm

► **CAPACIDAD**

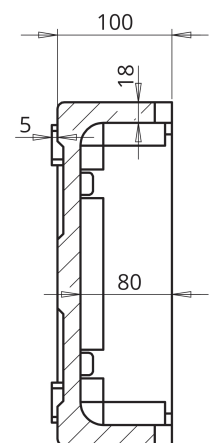
7,65 L

► **TAPA**

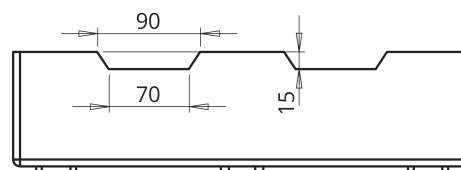
Tapa CH



PLANTA SUPERIOR



SECCION A-A



ALZADO FRONTAL