



PESCADOS Y MARISCOS

ENVASE E1

► DIMENSIONES EXT

600 x 395 x 160 mm

► DIMENSIONES INT

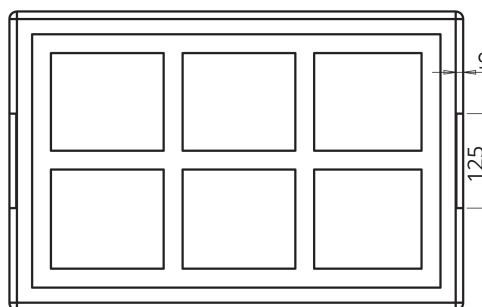
550 x 345 x 140 mm

► CAPACIDAD

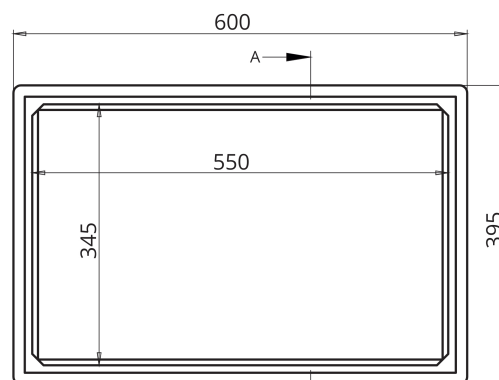
26,6 L

► TAPA

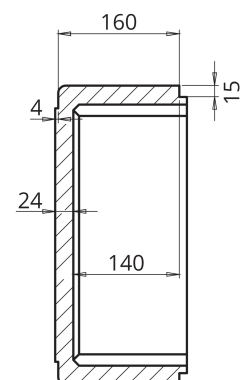
Tapa E



PLANTA INFERIOR



PLANTA SUPERIOR



SECCIÓN A-A