



PESCADOS Y MARISCOS

ENVASE E2

► DIMENSIONES EXT

600 x 395 x 140 mm

► DIMENSIONES INT

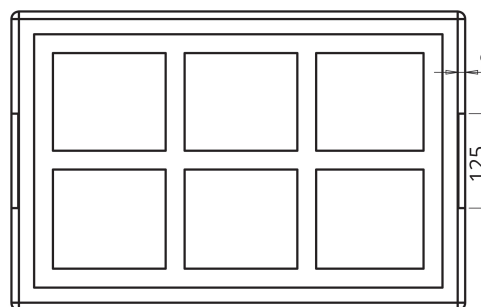
550 x 345 x 120 mm

► CAPACIDAD

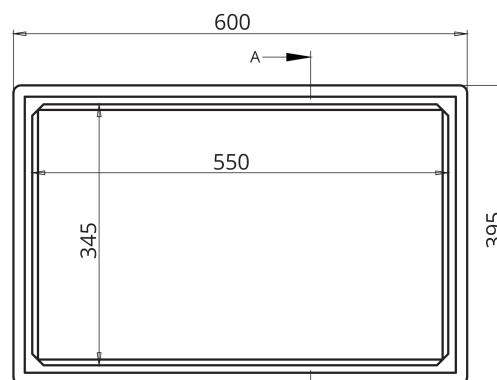
22,7 L

► TAPA

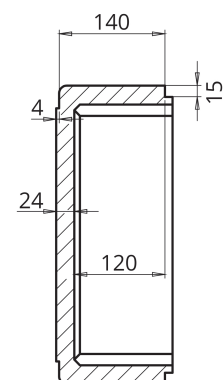
Tapa E



PLANTA INFERIOR



PLANTA SUPERIOR



SECCIÓN A-A